


Released June 2nd 2014

Data Courtesy of Reverse Market Insight

May 2014 Top 100 HECM Lenders

Note: The Report now includes TPO production through sponsoring lenders



REVERSE MORTGAGE INDUSTRY NEWS // VIEWS // INSIGHTS

The **TOP 100**
HECM LENDERS REPORT



What's the Score in Your Market?
FREE 1st Report
Competitor Volume • Average Fees
Zip Code Market Share • and more

REVERSE MARKET INSIGHT
Visit www.bit.ly/RMInsight



Repairs/Inspections Paid at closing
1-844-FHA-WORK
www.FHAWork.net

4 out of 10 Top Lenders Use Reverse Focus. Why Aren't You?

Rank	Lender	Loans Month	Loans YTD	% Market Share	% change Month	% change YTD
1	AMERICAN ADVISORS GROUP	1,382	4,853	30.72%	15.75%	122.72%
2	ONE REVERSE MORTGAGE LLC	396	2,038	8.8%	-3.18%	-12.98%
3	RMS/SECURITY ONE LENDING	316	2,409	7.03%	33.9%	-32.18%
4	URBAN FINANCIAL OF AMERICA LLC	265	1,589	5.89%	-10.17%	-10.12%
5	LIBERTY HOME EQUITY SOLUTIONS INC	248	2,592	5.51%	-26.41%	-24.5%
6	PROFICIO MORTGAGE VENTURES LLC	148	827	3.29%	23.33%	-27.26%
7	LIVE WELL FINANCIAL INC	111	257	2.47%	50.0%	851.85%
8	GENERATION MORTGAGE COMPANY	108	829	2.4%	12.5%	-29.81%
9	MAVERICK FUNDING CORP	90	239	2.0%	542.86%	-40.25%
10	REVERSE MORTGAGE FUNDING LLC	80	113	1.78%	175.86%	

The Best Advice for a Better Life
VOTED THE BEST LEAD PROVIDER BY REVERSE MORTGAGE DAILY, 2011.
Find out more about the most trusted brand in the industry!



YOUR NEW PATH TO SUCCESS




Wholesale Lending • Correspondent Lending
Aggregation Partnering • Technology Leader

SECURITY LENDING
Specializing in Reverse Mortgages



11	NET EQUITY FINANCIAL INC	62	236	1.38%	10.71%	15.69%
12	FIRSTBANK	58	172	1.29%	87.1%	17.01%
13	UNITED NORTHERN MORTGAGE BANKERS LTD	55	202	1.22%	30.95%	59.06%
14	ASSOCIATED MORTGAGE BANKERS INC	48	334	1.07%	4.35%	-13.7%
15	MCM HOLDINGS INC	47	128	1.04%	-2.08%	48.84%
16	SUN WEST MORTGAGE CO INC	40	214	0.89%	-4.76%	-52.86%
17	HIGH TECH LENDING INC	36	180	0.8%	89.47%	-11.33%
18	NATIONWIDE EQUITIES CORPORATION	34	148	0.76%	61.9%	-28.85%
19	CHERRY CREEK MORTGAGE CO INC	33	189	0.73%	-21.43%	-53.68%
20	ADVISORS MORTGAGE GROUP LLC	32	133	0.71%	52.38%	87.32%

Released June 2nd 2014

Data Courtesy of Reverse Market Insight

May 2014 Top 100 HECM Lenders

Note: The Report now includes TPO production through sponsoring lenders



Get the Support You Need & Deserve
48 State NMLS Licensing • Complete Back Office Support
Branch & Loan Officer Opportunities Available

LEARN MORE Call 888-374-3313 

Proficio Mortgage Ventures, LLC (NMLS #7840) is an equal opportunity employer. Proficio Mortgage Ventures, LLC does not discriminate against applicants or employees because of their age, race, color, creed, religion, national origin, sex, disability or any other basis prohibited by law.

Appraisal Management
DONE RIGHT!

Get Quality Appraisals Today ▶

LAND MARK

2011 NOMINEE



REVERSEVISION
Reverse Origination Suite

The Leader in Reverse Mortgage Technology

21	FIRSTAR BANK NA	28	105	0.62%	55.56%	-15.32%
22	TOWNEBANK	27	143	0.6%	3.85%	-11.18%
22	OPEN MORTGAGE LLC	27	163	0.6%	0.0%	9.4%
24	M & T BANK	25	164	0.56%	-13.79%	-44.59%
25	PLAZA HOME MORTGAGE INC	23	170	0.51%	-25.81%	26.87%
26	UNITED SOUTHWEST MORTGAGE CORPORATION	21	77	0.47%	23.53%	-23.0%
27	MONEY HOUSE INC	20	128	0.44%	-25.93%	-41.28%
28	GMFS LLC	18	146	0.4%	-40.0%	-47.67%
29	SENIOR MORTGAGE BANKERS INC	17	54	0.38%	70.0%	-69.32%
29	NORTH AMERICAN SAVINGS BANK	17	96	0.38%	-22.73%	84.62%
31	SUN AMERICAN MORTGAGE CO	16	59	0.36%	45.45%	-26.25%

FIRE UP YOUR SALES!
COMPLETELY NEW INTERFACE!
ENHANCED TOOLSET!



Request Demo: Demo@ReverseFocus.com

SALES ENGINE

CRM for the Reverse Mortgage Professional

31	MORTGAGESHOP LLC	16	89	0.36%	14.29%	-11.88%
33	TOP FLITE FINANCIAL INC	15	79	0.33%	25.0%	-33.61%
34	NATIONSTAR MORTGAGE LLC	14	94	0.31%	0.0%	-68.24%
34	AMERICAN PACIFIC MORTGAGE	14	98	0.31%	-12.5%	8.89%
36	FRANKLIN FIRST FINANCIAL LTD	13	34	0.29%	225.0%	-20.93%
36	ATLANTIC BAY MORTGAGE GROUP LLC	13	64	0.29%	30.0%	-47.11%
38	MLD MORTGAGE	11	28	0.24%	-21.43%	2,700.0%
38	GEORGETOWN MORTGAGE	11	36	0.24%	0.0%	80.0%
38	UNIVERSAL LENDING CORPORATION	11	38	0.24%	22.22%	-50.0%
38	AMERICAN NATIONWIDE MORTGAGE COMPANY	11	44	0.24%	-15.38%	-47.62%



What's the Score in Your Market?

Competitor Volume • Average Fees
Zip Code Market Share • and more


REVERSE MARKET
INSIGHT



Visit
www.bit.ly/RMInsight

Released June 2nd 2014

Data Courtesy of Reverse Market Insight

May 2014 Top 100 HECM Lenders

Note: The Report now includes TPO production through sponsoring lenders

 <p>National Title & Settlement Services <i>Where The Senior Always Comes First!</i> Trust Reviews Opinion Letters Complex Estate Plans Owned & managed by Attorneys specializing in Reverse</p>	 <p>Learn More!</p>	<p>Your First Source for Reverse Mortgage Counseling BE OUR PREFERRED LENDER</p>	
		 <p>TAKE CHARGE AMERICA REVERSE MORTGAGE COUNSELING Toll Free: 1-866-750-9618</p>	<p>Fast Turnaround Competitive Fees</p>

Rank	Lender	Loans Month	Loans YTD	% Market Share	% change Month	% change YTD
38	MAS ASSOCIATES LLC	11	52	0.24%	83.33%	-31.58%
38	MORTGAGE SERVICES III LLC	11	79	0.24%	37.5%	1.28%
44	DOLLAR BANK FSB	9	48	0.2%	12.5%	-4.0%
44	PEOPLES BANK	9	65	0.2%	-18.18%	-19.75%
46	WHOLESALE CAPITAL CORP	8	23	0.18%	100.0%	4.55%
46	GUARANTEED RATE INC	8	32	0.18%	60.0%	3.23%
46	THE FEDERAL SAVINGS BANK	8	34	0.18%	14.29%	25.93%
46	BERKSHIRE BANK	8	36	0.18%	60.0%	80.0%
46	HOMEOWNERS MORTGAGE ENTERPRISE	8	37	0.18%	-33.33%	-32.73%
46	FULTON BANK NA	8	45	0.18%	-20.0%	-8.16%
46	SUCCESS MORTGAGE PARTNERS INC	8	50	0.18%	14.29%	-13.79%
53	AMERICAN LIBERTY MORTGAGE INC	7	15	0.16%	40.0%	
53	ATLANTIC PACIFIC MORTGAGE CORPORATION	7	21	0.16%	250.0%	200.0%
53	BANK OF NORTH CAROLINA	7	23	0.16%	75.0%	130.0%
56	REPUBLIC MORTGAGE HOME LOANS LLC	6	12	0.13%	0.0%	
56	AMERICA'S MORTGAGE RESOURCE IN	6	15	0.13%	20.0%	200.0%
56	MEADOWBROOK FINANCIAL MORTGAGE	6	18	0.13%	50.0%	-30.77%
56	PACIFIC RESIDENTIAL MORTGAGE LLC	6	21	0.13%		-40.0%
56	EQUITY LOANS LLC	6	25	0.13%	20.0%	212.5%
56	VIG MORTGAGE CORP	6	26	0.13%	200.0%	-60.61%
56	HOMESTREET BANK	6	38	0.13%	0.0%	-44.93%
56	GATEWAY BANK MORTGAGE	6	40	0.13%	-14.29%	135.29%
56	CS FINANCIAL INC	6	46	0.13%	0.0%	130.0%
56	ASPIRE FINANCIAL INC	6	50	0.13%	0.0%	-56.52%
66	NOVA FINANCIAL & INVESTMENTS CORPORATION	5	5	0.11%		66.67%
66	BCB COMMUNITY BANK	5	7	0.11%	400.0%	
66	SUMMIT FUNDING INC	5	18	0.11%	0.0%	800.0%
66	HIGHLANDS RESIDENTIAL MORTGAGE	5	19	0.11%	66.67%	-29.63%
66	PEOPLES HOME EQUITY INC	5	25	0.11%	-37.5%	13.64%
66	SACRAMENTO FIRST MORTGAGE INC	5	25	0.11%	25.0%	150.0%

Released June 2nd 2014

Data Courtesy of Reverse Market Insight

May 2014 Top 100 HECM Lenders

Note: The Report now includes TPO production through sponsoring lenders

Rank	Lender	Loans Month	Loans YTD	% Market Share	% change Month	% change YTD
66	BROKER SOLUTIONS INC	5	25	0.11%	25.0%	150.0%
66	VIP MORTGAGE INC	5	27	0.11%	0.0%	-12.9%
66	VANGUARD FUNDING LLC	5	39	0.11%	-16.67%	-33.9%
66	CHRISTENSEN FINANCIAL INC	5	41	0.11%	-44.44%	-25.45%
66	BANK OF ENGLAND	5	41	0.11%	0.0%	2.5%
66	GATEWAY FUNDING DIVERSIFIED MORTGAGE SERVICES	5	44	0.11%	150.0%	-22.81%
78	CBC NATIONAL BANK	4	11	0.09%	33.33%	1,000.0%
78	NATIONS LENDING CORP	4	14	0.09%	-33.33%	
78	WCS FUNDING GROUP	4	15	0.09%	0.0%	-42.31%
78	MORIA DEVELOPMENT INC	4	16	0.09%	100.0%	-27.27%
78	IBERIABANK MORTGAGE COMPANY	4	17	0.09%	300.0%	21.43%
78	YADKIN VALLEY BANK AND TRUST	4	17	0.09%	100.0%	-10.53%
78	HOMESTEAD FUNDING CORP	4	20	0.09%	-42.86%	-28.57%
78	COBALT MORTGAGE INC	4	22	0.09%	33.33%	120.0%
78	LENOX FINANCIAL MORTGAGE CORPO	4	23	0.09%	100.0%	283.33%
78	SKYLINE FINANCIAL CORPORATION	4	27	0.09%	-20.0%	17.39%
78	CITY FIRST MTG SERVICES	4	30	0.09%	-60.0%	
78	DAS ACQUISITION CO LLC	4	33	0.09%	33.33%	-8.33%
78	VAN DYK MORTGAGE CORPORATION	4	33	0.09%	-33.33%	-63.74%
78	SIMONICH CORPORATION	4	34	0.09%	-42.86%	54.55%
78	RESIDENTIAL HOME FUNDING CORPO	4	39	0.09%	-42.86%	18.18%
78	EVOLVE BANK & TRUST	4	42	0.09%	-20.0%	27.27%
78	MANN MORTGAGE LLC	4	45	0.09%	-33.33%	7.14%
95	MORTGAGES UNLIMITED INC	3	3	0.07%		
95	ADVANCE MORTGAGE BANKERS INC	3	3	0.07%		-40.0%
95	AMERICAN MORTGAGE & EQUITY CONSULTANTS	3	4	0.07%		-60.0%
95	METRO ISLAND MORTGAGE INC	3	7	0.07%	0.0%	-65.0%
95	RESIDENTIAL MORTGAGE SVCS	3	9	0.07%		80.0%
95	CENDERA FUNDING INC	3	10	0.07%	50.0%	-28.57%
95	WALLICK AND VOLK INC	3	11	0.07%	50.0%	0.0%
95	LINCOLN MORTGAGE COMPANY	3	11	0.07%	200.0%	175.0%
95	AKT AMERICAN CAPITAL INC	3	12	0.07%	0.0%	-14.29%
95	NETWORK FUNDING LP	3	13	0.07%	200.0%	-72.92%

Released June 2nd 2014

Data Courtesy of Reverse Market Insight

May 2014 Top 100 HECM Lenders

Note: The Report now includes TPO production through sponsoring lenders

Rank	Lender	Loans Month	Loans YTD	% Market Share	% change Month	% change YTD
95	GUADALUPE NATIONAL BANK	3	16	0.07%	0.0%	
95	DELTA TRUST MORTGAGE INC	3	16	0.07%		6.67%
95	PINNACLE CAPITAL MORTGAGE CORP	3	18	0.07%	50.0%	-35.71%
95	CENTRAL PACIFIC BANK	3	21	0.07%	50.0%	133.33%
95	DIRECTORS FINANCIAL GROUP	3	25	0.07%	-70.0%	-13.79%
95	LAND-HOME FINANCIAL SERVICES	3	28	0.07%	-25.0%	115.38%
95	FIRST PRIORITY FINANCIAL INC	3	32	0.07%	0.0%	-5.88%
95	MCS MORTGAGE BANKERS INC	3	44	0.07%	-57.14%	528.57%
95	EASTERN BANK	3	46	0.07%	-50.0%	9.52%
95	LEADER ONE FINANCIAL CORPORATI	3	50	0.07%	-62.5%	-43.18%
95	SOUTHERN TRUST MORTGAGE LLC	3	69	0.07%	-72.73%	13.11%
	Subtotal Top 100	4,325	21,644	96.15%	11.56%	-6.46%
	Subtotal Non Top 100	173	1,869	3.85%	-40.96%	-51.4%
	Total	4,498	23,513		7.87%	-12.86%
	May Historical Volume by Year					
	5/1/2010	4,554				
	5/1/2011	5,188				
	5/1/2012	4,439				
	5/1/2013	5,352				
	5/1/2014	4,498				

Report Data provided by Reverse Market Insight



What's the Score in Your Market?

Competitor Volume • Average Fees
Zip Code Market Share • and more



REVERSE MARKET
INSIGHT

Visit
www.bit.ly/RMInsight