

Released October 1st, 2013

Data Courtesy of Reverse Market Insight

September 2013 Top 100 HECM Lenders (Retail)

Note: Some Lenders Ranks are the same / tied for production

4 out of 10 Top Lenders Use Reverse Focus. Why Aren't You?

Rank	Lender	Loans Month	Loans YTD	% Market Share	% change Month	% change YTD
1	AMERICAN ADVISORS GROUP	773	5,308	17.08%	-16.43%	105.02%
2	SECURITY ONE LENDING/RMS	604	5,854	13.34%	5.96%	135.38%
3	ONE REVERSE MORTGAGE LLC	452	4,147	9.98%	-2.8%	13.8%
4	LIBERTY HOME EQUITY SOLUTIONS INC	407	5,761	8.99%	-38.15%	65.88%
5	URBAN FINANCIAL GROUP	301	3,100	6.65%	8.66%	12.16%
6	GENERATION MORTGAGE COMPANY	167	2,110	3.69%	-14.8%	-0.47%
7	PROFICIO MORTGAGE VENTURES LLC	162	2,035	3.58%	-18.59%	2,542.86%
8	REVERSE MORTGAGE USA INC	127	1,265	2.81%	18.69%	44.24%
9	ASSOCIATED MORTGAGE BANKERS INC	69	677	1.52%	0.0%	114.92%
10	GMFS LLC	65	468	1.44%	109.68%	62.5%

11	OPEN MORTGAGE LLC	53	462	1.17%	-31.17%	118.96%
12	NATIONSTAR MORTGAGE LLC	50	134	1.1%	-34.21%	
13	M & T BANK	44	482	0.97%	-20.0%	4.1%
14	UNITED NORTHERN MORTGAGE BANKE	43	238	0.95%	38.71%	47.83%
14	CHERRY CREEK MORTGAGE CO INC	43	635	0.95%	-10.42%	8.55%
16	FIRSTAR BANK NA	38	288	0.84%	-2.56%	343.08%
17	NEW DAY FINANCIAL LLC	36	615	0.8%	-49.3%	17.37%
18	NATIONWIDE EQUITIES CORPORATION	34	330	0.75%	88.89%	30.43%
19	SUN WEST MORTGAGE CO INC	33	679	0.73%	-23.26%	-18.78%
20	NET EQUITY FINANCIAL INC	31	375	0.68%	-36.73%	14.33%
21	TOWNEBANK	30	268	0.66%	36.36%	58.58%

Released October 1st, 2013

Data Courtesy of Reverse Market Insight

September 2013 Top 100 HECM Lenders (Retail)

Note: Some Lenders Ranks are the same / tied for production



In life it's not where you go...
It's who you travel with.
Now Hiring Experienced Loan Officers

NETWORK FUNDING LP
Expect The Best [Click here](#)

Appraisal Management
DONE RIGHT! Ranked #1

Get Quality Appraisals Today ▶

LAND MARK
2011 NOMINEE

REVERSEVISION
Reverse Origination Suite
The Leader in Reverse Mortgage Technology

22	FIRSTBANK	26	260	0.57%	-18.75%	42.86%
23	AXIA FINANCIAL LLC	22	118	0.49%	100.0%	7.27%
24	PLAZA HOME MORTGAGE INC	21	223	0.46%	-8.7%	-14.23%
24	MONEY HOUSE INC	21	348	0.46%	-46.15%	7.08%
24	MAVERICK FUNDING CORP	21	648	0.46%	-70.0%	133.09%
27	PEOPLES BANK	20	167	0.44%	-16.67%	209.26%
28	HIGH TECH LENDING INC	19	386	0.42%	-45.71%	128.4%
29	SUCCESS MORTGAGE PARTNERS INC	16	122	0.35%	14.29%	56.41%
30	CHRISTENSEN FINANCIAL INC	15	102	0.33%	7.14%	3.03%
31	NETWORK FUNDING LP	14	83	0.31%	366.67%	-21.7%
31	ADVISORS MORTGAGE GROUP LLC	14	139	0.31%	-44.0%	90.41%
31	VIG MORTGAGE CORP	14	140	0.31%	-22.22%	47.37%

FIRE UP YOUR SALES!
COMPLETELY NEW INTERFACE!
ENHANCED TOOLSET!



Request Demo: Demo@ReverseFocus.com

SALES ENGINE
CRM for the Reverse Mortgage Professional

31	UNITED SOUTHWEST MORTGAGE CORPORATION	14	167	0.31%	-26.32%	16,600.0%
31	SENIOR MORTGAGE BANKERS INC	14	273	0.31%	-50.0%	-23.53%
36	YADKIN VALLEY BANK AND TRUST	13	59	0.29%		
36	VANGUARD FUNDING LLC	13	102	0.29%	44.44%	9.68%
36	MAS ASSOCIATES LLC	13	123	0.29%	-18.75%	-29.31%
36	MORTGAGE SERVICES III LLC	13	129	0.29%	44.44%	92.54%
36	VAN DYK MORTGAGE CORPORATION	13	148	0.29%	-31.58%	57.45%
36	MORTGAGESHOP LLC	13	152	0.29%	18.18%	60.0%
36	TOP FLITE FINANCIAL INC	13	186	0.29%	18.18%	73.83%
43	WHOLESALE CAPITAL CORP	11	57	0.24%	120.0%	18.75%

**A LOAN HAS A CLOSING DATE.
SERVICING STAYS OPEN.**

Celink REVERSE MORTGAGE SERVICING

WE KNOW WHERE YOUR MARKETING DOLLARS CAN BE BEST SPENT.

REVERSE MARKET INSIGHT

Call us at (682) 651-5632

OWN YOUR MARKETS




PRC
PREMIER REVERSE CLOSINGS
DIVISION OF NATIONAL CLOSING SOLUTIONS
DIVISION OF PLACER TITLE COMPANY

Released October 1st, 2013

Data Courtesy of Reverse Market Insight

September 2013 Top 100 HECM Lenders (Retail)

Note: Some Lenders Ranks are the same / tied for production

 <p>National Title & Settlement Services <i>Where The Senior Always Comes First!</i> Trust Reviews Opinion Letters Complex Estate Plans Owned & managed by Attorneys specializing in Reverse</p>	 <p>Learn More!</p>	 <p>Your First Source for Reverse Mortgage Counseling BE OUR PREFERRED LENDER</p> <p>TAKE CHARGE AMERICA <small>REVERSE MORTGAGE COUNSELING</small></p> <p>Toll Free: 1-866-750-9618</p> <ul style="list-style-type: none"> ✓ Fast Turnaround ✓ Competitive Fees <p>LEARN MORE NOW!</p>
---	--	--

Rank	Lender	Loans Month	Loans YTD	% Market Share	% change Month	% change YTD
43	SOUTHERN TRUST MORTGAGE LLC	11	104	0.24%	-38.89%	20.93%
43	MCM HOLDINGS INC	11	175	0.24%	-71.79%	25.9%
43	ATLANTIC BAY MORTGAGE GROUP LLC	11	180	0.24%	-35.29%	20.81%
43	ASPIRE FINANCIAL INC	11	192	0.24%	-21.43%	-23.81%
43	CONTINENTAL HOME LOANS INC	11	192	0.24%	-15.38%	88.24%
49	DOLLAR BANK FSB	10	85	0.22%	42.86%	44.07%
49	STERLING SAVINGS BANK	10	111	0.22%	-23.08%	14.43%
49	LEADER ONE FINANCIAL CORPORATI	10	142	0.22%	11.11%	246.34%
49	AMERICAN PACIFIC MORTGAGE	10	158	0.22%	-50.0%	30.58%
53	DAS ACQUISITION CO LLC	9	74	0.2%	12.5%	-14.94%
53	GREAT OAK LENDING	9	77	0.2%	200.0%	-57.69%
53	SUN AMERICAN MORTGAGE CO	9	142	0.2%	-40.0%	46.39%
56	GUARANTEED RATE INC	8	67	0.18%	-46.67%	109.38%
56	EVOLVE BANK & TRUST	8	73	0.18%	166.67%	563.64%
56	HOMEOWNERS MORTGAGE ENTERPRISE	8	81	0.18%	33.33%	800.0%
56	CONTOUR MORTGAGE CORPORATION	8	106	0.18%	0.0%	-4.5%
56	UNIVERSAL LENDING CORPORATION	8	120	0.18%	-27.27%	25.0%
61	SIMONICH CORPORATION	7	50	0.15%	-36.36%	257.14%
61	BANK OF ENGLAND	7	79	0.15%	-46.15%	79.55%
61	FULTON BANK NA	7	91	0.15%	-22.22%	8.33%
64	HAMILTON GROUP FUNDING INC	6	23	0.13%	200.0%	-34.29%
64	METRO ISLAND MORTGAGE INC	6	36	0.13%		-42.86%
64	WCS FUNDING GROUP	6	43	0.13%	20.0%	95.45%
64	MEADOWBROOK FINANCIAL MORTGAGE	6	47	0.13%	0.0%	291.67%
64	HIGHLANDS RESIDENTIAL MORTGAGE	6	53	0.13%	-14.29%	70.97%
64	PACIFIC RESIDENTIAL MORTGAGE LLC	6	53	0.13%	200.0%	15.22%
64	AMERICA FIRST FEDERAL CREDIT UNION	6	62	0.13%	-14.29%	342.86%
64	FIRST PRIORITY FINANCIAL INC	6	66	0.13%	-57.14%	100.0%
64	VALUE FINANCIAL MORTGAGE SERVI	6	74	0.13%	-14.29%	-11.9%
64	HOMESTREET BANK	6	112	0.13%	-25.0%	89.83%
74	BANCO POPULAR DE PUERTO RICO	5	22	0.11%	0.0%	

